


S-SERIES COMBINES: CROP CHANGEDOVER (CORN TO SOYBEANS)

Feed Accelerator Speed: Low



Feeder House Drum Position: Up



Crop Diverter: Grain



Tailings System Concave Position: Corn
(S680/S690 and S780/S790 Only)



Knife Bank Engagement: Allowed



Chopper Speed: High




S-SERIES COMBINES: CROP CHANGEDOVER (SOYBEANS TO CORN)


Feed Accelerator Speed: Low



Feeder House Drum Position: Up



Crop Diverter: Corn



Tailings System Concave Position: Corn
(S680/S690 and S780/S790 Only)



Knife Bank Engagement: Disengaged Only



Chopper Speed: Low

