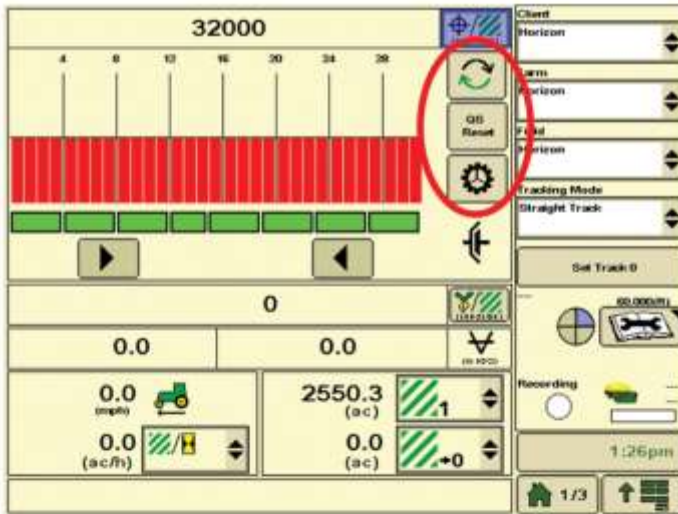
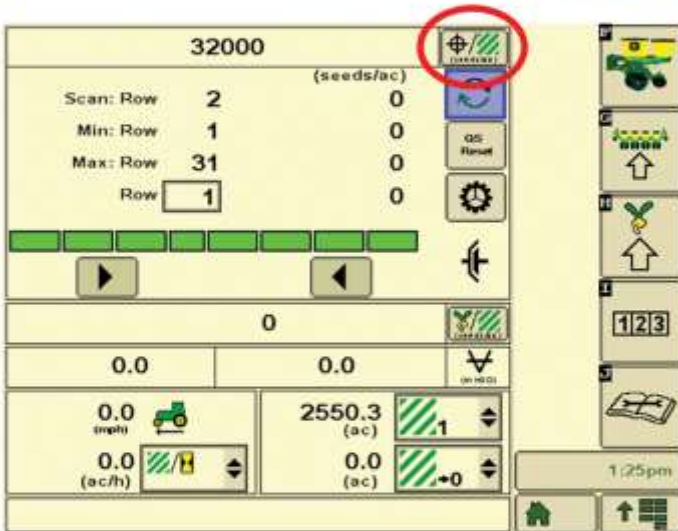


## SeedStar 2

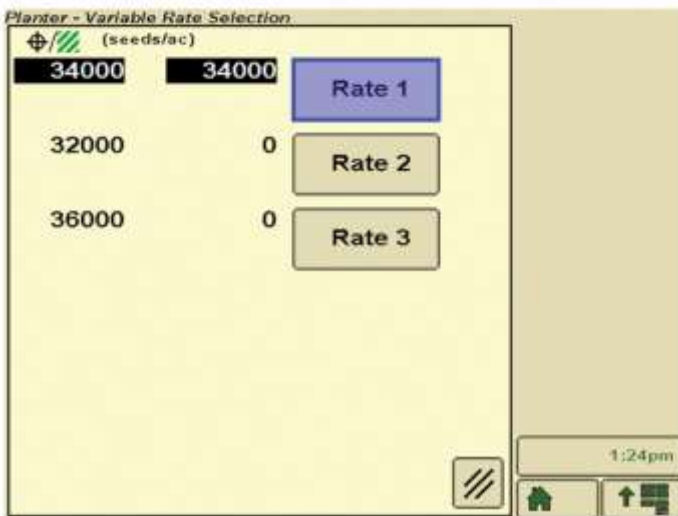
Configuration of the SeedStar 2 setup pages are the same as SeedStar XP. We will only be showing the differences.



This is the run page for the SeedStar 2 monitoring system. This is very close to the SeedStar XP, the only difference being that the XP icon is in the lower left hand corner. The "QS Reset" and the "Rotate Meters" icons are the same as the XP. The "Rotate Page" icon will rotate the planter at a glance page to a row scan page.



Here is what the row scan page looks like. The circled icon selects the preset seed populations.



The seed preset populations are set up the exact way in SeedStar 2 and XP. This also can be changed on the go.